

Signify Classified - Internal
Cooper Lighting Solutions Photometric Lab
1121 Highway 74 South
Peachtree City, GA 30269



Scaled data based on original data using
LM-79-08 Approved Method: Electrical and Photometric Measurements of Solid-
State Lighting Products

Test Report Prepared for
Cooper Lighting Solutions
(formerly Eaton)

Brand: STREETWORKS

Report Number: P868076

Luminaire Tested: **MEM2-HSN-SA-100-730-U-T3-HSS**

Issue Date: 08/21/2024



Test Information

Test Method: LM-79-08
Report Number: P868076
Test Lab: INNOVATION CENTER(G3)
Issue Date: 08/21/2024
Manufacturer: COOPER LIGHTING SOLUTIONS (FORMERLY EATON)
Product Line: STREETWORKS
Catalog Number: MEM2-HSN-SA-100-730-U-T3-HSS
Description: EPIC MODERN SHORT HOUSING DISCRETE LED ARRAYS 100W 70CRI 3000K
FIXTURE w/ TYPE III DISTRIBUTION OPTIC AND HOUSE SIDE SHIELD
Light Source: (20) 3000K CCT, 70 CRI LEDS
Ballast/Driver: ELECTRONIC DRIVER

Summary

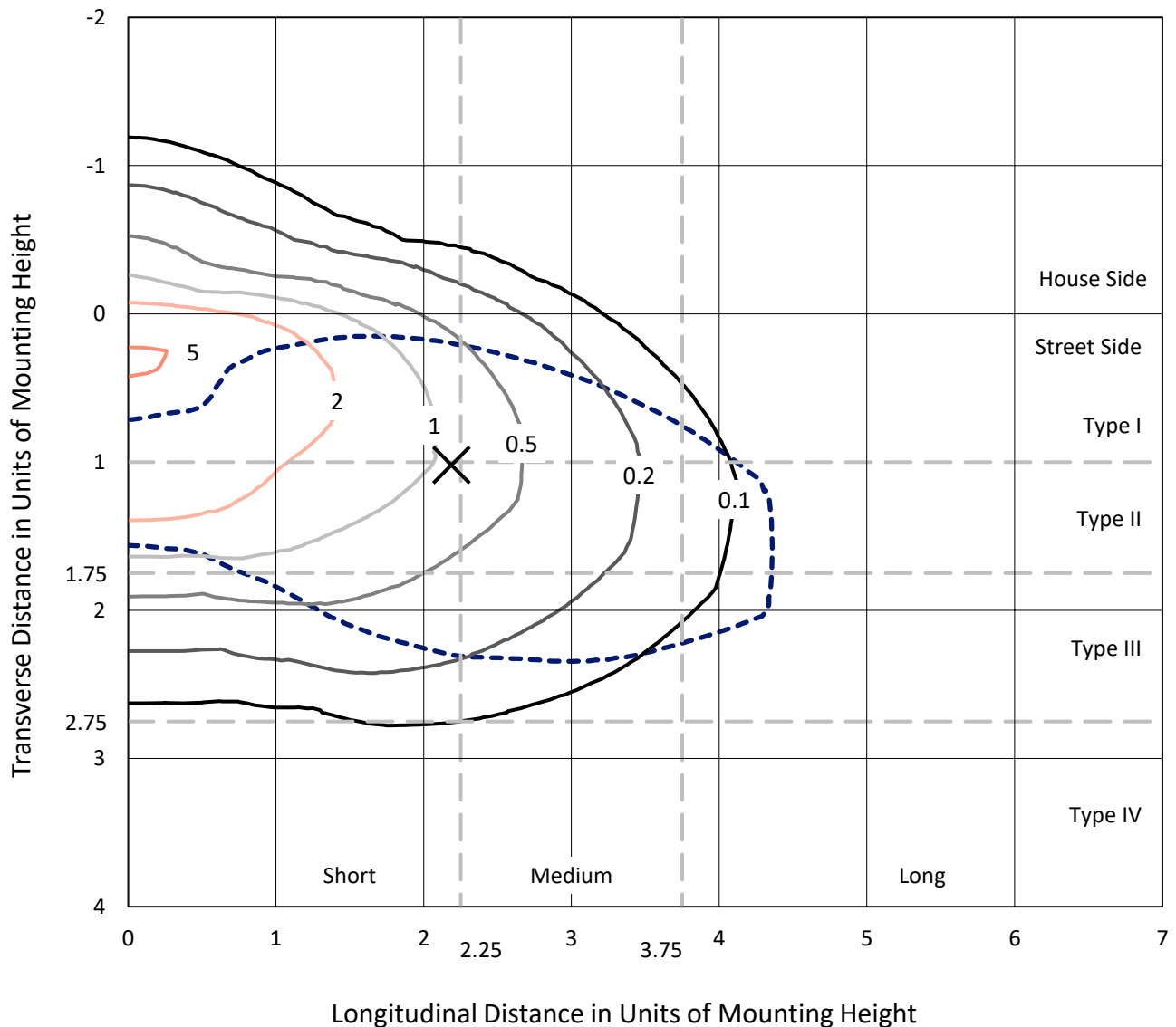
Lumens per Lamp: N/A
Luminaire Lumens: 9062.6 lumens
Efficiency: N/A
Efficacy: 89.7 lumens/watt
Luminous Opening: Rectangular (W 0.67' x L: 0.33' x H: 0')
IES Classification: Type III - Short
BUG Rating: B1 - U0 - G2

Input Watts (W): 101
Input Voltage (V): 120
Input Current (A_{in}): NR
Voltage Rise (V): NR
Power Factor: 0.99
Total Harmonic Distortion (THDi): 9.45%
Frequency (hertz): 60
Stabilization Time: NR
Operation Time: NR
Ambient Temperature (°C): NR
Test Distance: 24 FT

REPORT NUMBER: P868076
 CATALOG NUMBER: MEM2-HSN-SA-100-730-U-T3-HSS

Iso-Footcandle Lines of Horizontal Illumination

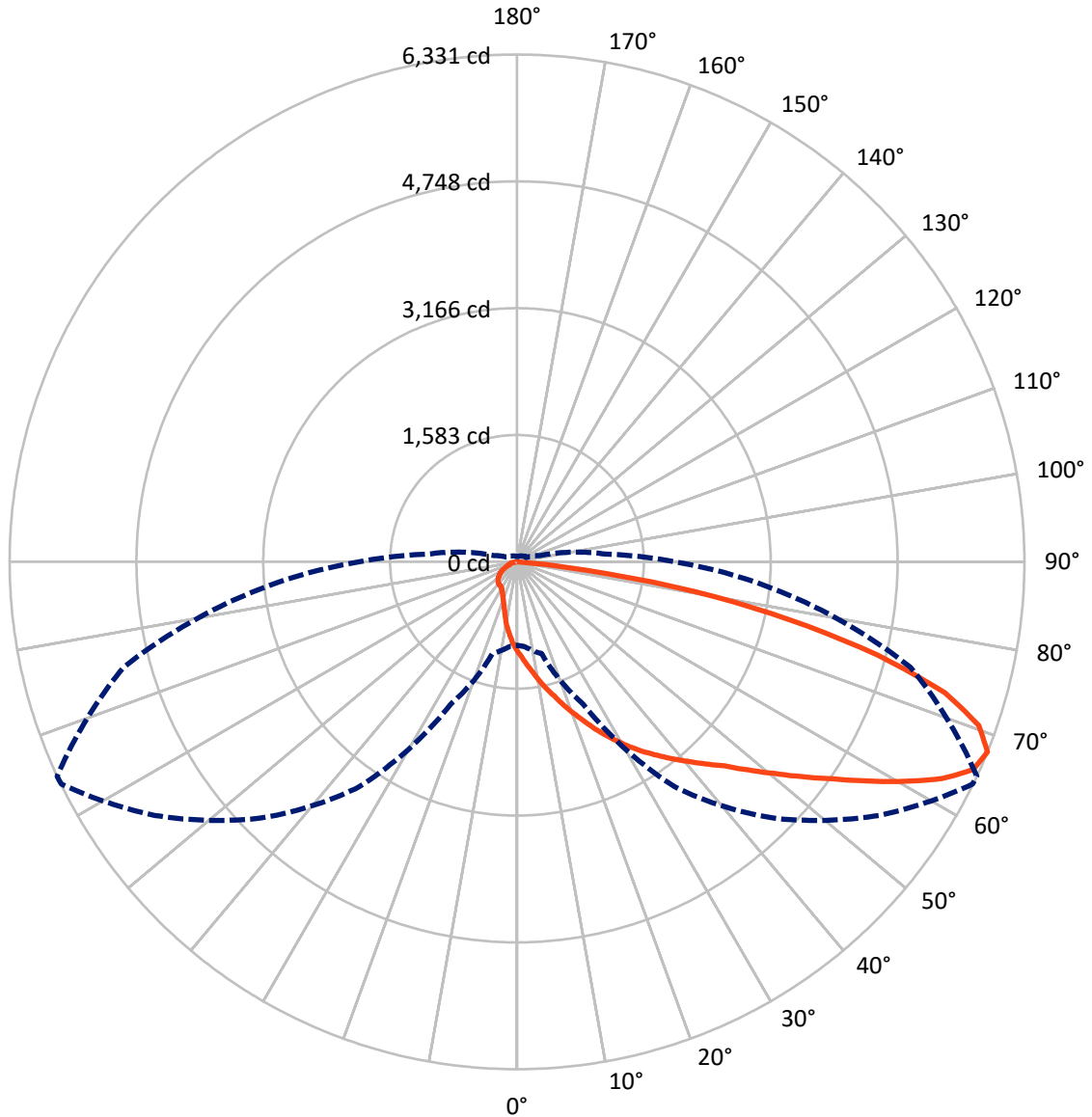
✕ Max cd
 - - - 1/2 Max cd



Based on 20 foot mounting height. Maximum calculated value = 5.2 fc
 Type III - Short - N/A

REPORT NUMBER: P868076
CATALOG NUMBER: MEM2-HSN-SA-100-730-U-T3-HSS

Luminous Intensity Polar Plot



— Vertical Plane Through 65-Deg Lateral - - - Horizontal Cone Through 67.5-Deg Vertical

REPORT NUMBER: P868076

CATALOG NUMBER: MEM2-HSN-SA-100-730-U-T3-HSS

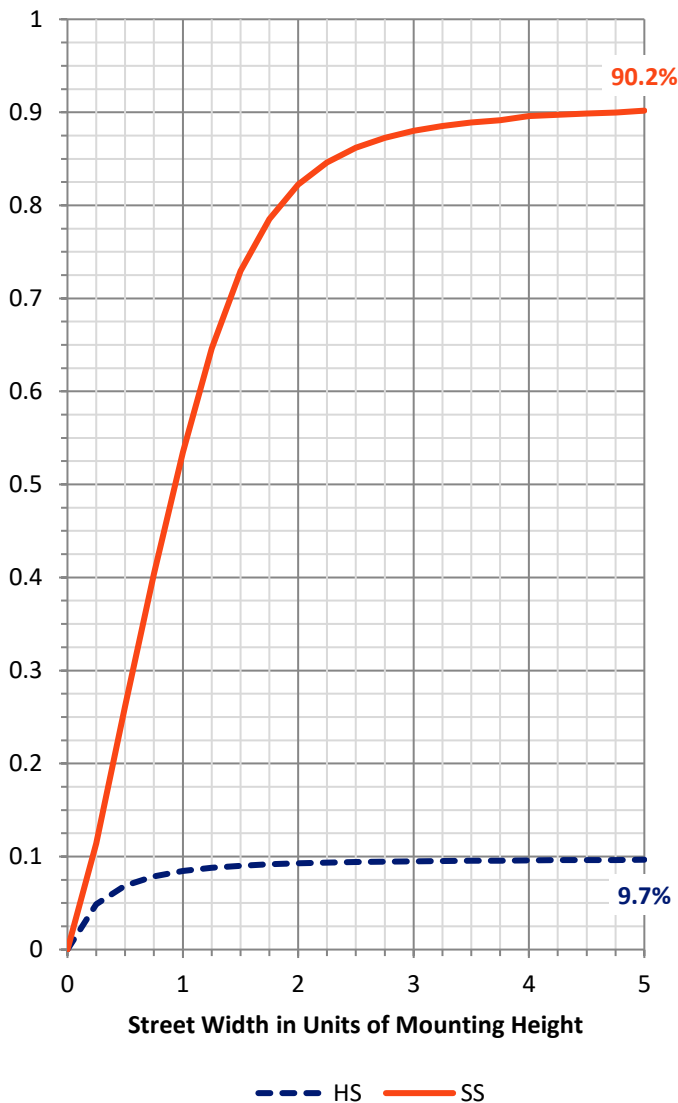
FLUX DISTRIBUTION:

		Downward	Upward	Total
House Side	Lumens	882.1	0.0	882.1
	% Fixture	9.7	0.0	9.7
Street Side	Lumens	8180.5	0.0	8180.5
	% Fixture	90.3	0.0	90.3
Total	Lumens	9062.6	0.0	9062.6
	% Fixture	100.0	0.0	100.0

ZONAL LUMENS:

Zone	Lumens	% Fixture
0°-10°	109.6	1.2
10°-20°	363.6	4.0
20°-30°	661.8	7.3
30°-40°	1024.3	11.3
40°-50°	1548.4	17.1
50°-60°	2014.3	22.2
60°-70°	1987.1	21.9
70°-80°	1209.6	13.3
80°-90°	143.8	1.6
90°-100°	0.0	0.0
100°-110°	0.0	0.0
110°-120°	0.0	0.0
120°-130°	0.0	0.0
130°-140°	0.0	0.0
140°-150°	0.0	0.0
150°-160°	0.0	0.0
160°-170°	0.0	0.0
170°-180°	0.0	0.0
0°-90°	9062.6	100.0
0°-180°	9062.6	100.0

Coefficient of Utilization



REPORT NUMBER: P868076

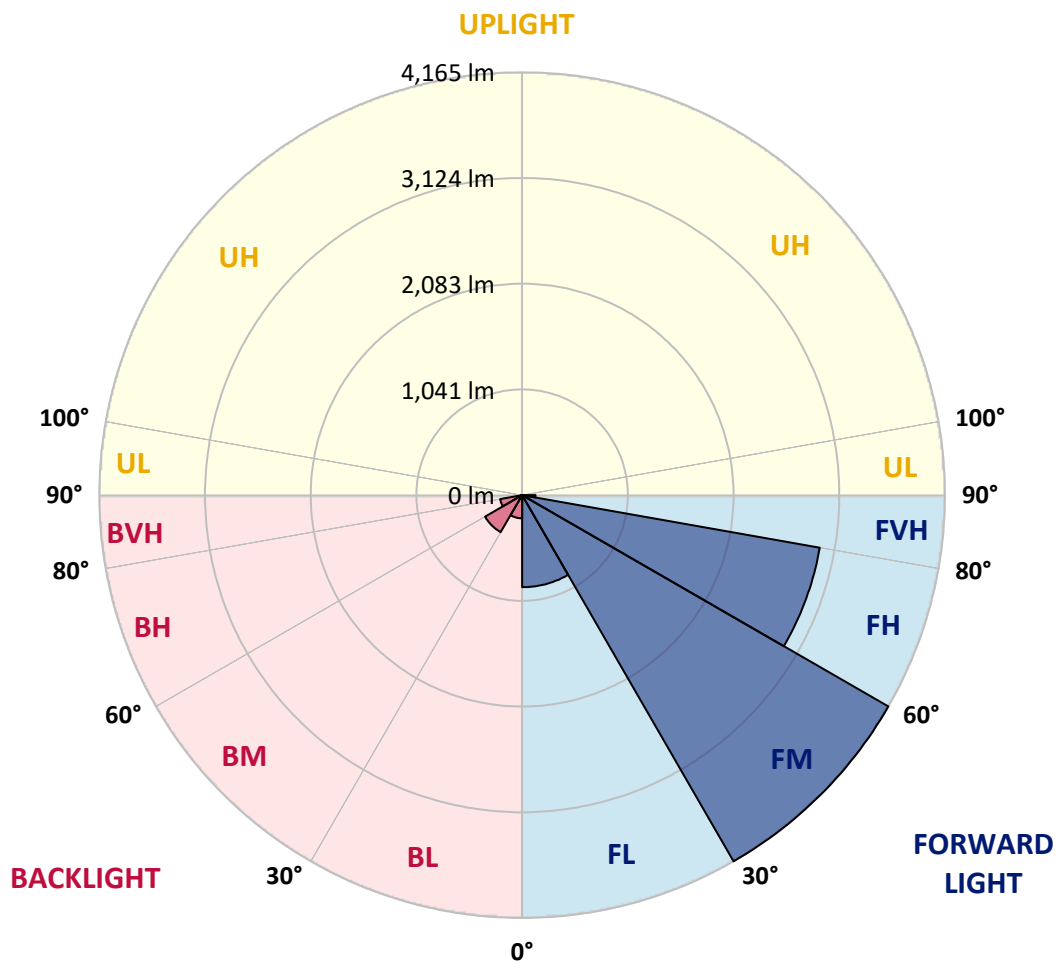
CATALOG NUMBER: MEM2-HSN-SA-100-730-U-T3-HSS

LUMINAIRE CLASSIFICATION SYSTEM LUMEN TABLE AND BUG RATING:

Zone	Lumens	% Fixture	Zone Rating/Lumen Limit		
			B	U	G
FL (0°-30°)	906.8	10.0			
FM (30°-60°)	4165.1	46.0			
FH (60°-80°)	2977.1	32.9			G2/5000
FVH (80°-90°)	131.4	1.5			G2/225
BL (0°-30°)	228.3	2.5	B1/500		
BM (30°-60°)	421.8	4.7	B1/1000		
BH (60°-80°)	219.6	2.4	B1/500		G1/500
BVH (80°-90°)	12.3	0.1			G1/100
UL (90°-100°)	0.0	0.0		U0/0	
UH (100°-180°)	0.0	0.0		U0/0	

BUG Rating: B1-U0-G2

Type III Short





REPORT NUMBER: P868076

CATALOG NUMBER: MEM2-HSN-SA-100-730-U-T3-HSS

CANDELA DISTRIBUTION (FULL):

	0°	5°	15°	25°	35°	45°	55°	64°	65°	75°	85°
0°	1119.8	1119.8	1119.8	1119.8	1119.8	1119.8	1119.8	1119.8	1119.8	1119.8	1119.8
2.5°	1308.6	1298.3	1306.0	1287.9	1267.2	1251.7	1220.7	1194.8	1192.2	1166.4	1137.9
5°	1559.5	1525.9	1528.5	1492.3	1448.3	1401.7	1352.6	1287.9	1287.9	1225.9	1161.2
7.5°	1784.5	1779.3	1756.0	1699.1	1647.4	1575.0	1484.5	1401.7	1383.6	1287.9	1187.1
10°	2001.7	1994.0	1973.3	1929.3	1841.4	1761.2	1647.4	1523.3	1500.0	1362.9	1218.1
12.5°	2175.0	2177.6	2154.3	2118.1	2040.5	1944.8	1794.8	1639.7	1619.0	1435.4	1249.1
15°	2327.6	2325.0	2319.8	2288.8	2213.8	2125.9	1950.0	1769.0	1735.4	1512.9	1280.2
17.5°	2444.0	2438.8	2428.5	2402.6	2366.4	2281.0	2112.9	1906.0	1877.6	1603.5	1316.4
20°	2477.6	2475.0	2475.0	2493.1	2477.6	2425.9	2275.9	2048.3	2017.3	1699.1	1365.5
22.5°	2539.7	2537.1	2534.5	2552.6	2562.9	2557.8	2428.5	2193.1	2164.7	1810.4	1427.6
25°	2619.8	2614.7	2606.9	2625.0	2637.9	2669.0	2581.1	2363.8	2330.2	1939.7	1489.7
27.5°	2725.9	2731.1	2720.7	2718.1	2718.1	2736.2	2715.5	2516.4	2485.4	2063.8	1562.1
30°	2865.5	2873.3	2855.2	2842.3	2819.0	2816.4	2821.6	2687.1	2643.1	2198.3	1637.1
32.5°	3002.6	3010.4	3000.0	2981.9	2922.4	2899.2	2919.8	2831.9	2803.5	2345.7	1732.8
35°	3113.8	3131.9	3131.9	3095.7	3012.9	3000.0	3033.6	2974.2	2953.5	2519.0	1846.6
37.5°	3263.8	3274.2	3263.8	3196.6	3093.1	3108.6	3160.4	3124.2	3111.2	2705.2	1981.0
40°	3584.5	3597.4	3530.2	3369.8	3204.3	3222.4	3313.0	3292.3	3271.6	2888.8	2105.2
42.5°	4031.9	4000.9	3988.0	3631.1	3375.0	3364.7	3478.5	3450.0	3447.4	3075.0	2219.0
45°	4326.8	4337.1	4272.4	3933.6	3734.5	3540.5	3662.1	3651.7	3631.1	3263.8	2356.0
47.5°	4531.1	4507.8	4347.4	4184.5	4223.3	3770.7	3866.4	3892.3	3879.3	3478.5	2524.2
50°	4616.4	4593.1	4487.1	4378.5	4425.0	4034.5	4075.9	4161.2	4148.3	3695.7	2666.4
52.5°	4510.4	4481.9	4489.7	4518.1	4494.9	4241.4	4334.5	4469.0	4453.5	3949.2	2831.9
55°	3835.4	3910.4	4200.0	4489.7	4481.9	4399.2	4611.2	4807.8	4776.8	4213.0	2974.2
57.5°	3093.1	3134.5	3501.7	4285.4	4440.5	4531.1	4926.8	5169.9	5159.5	4476.8	3103.5
60°	2459.5	2503.5	2782.8	3861.2	4344.9	4668.1	5250.0	5570.7	5560.4	4743.1	3196.6
62.5°	1955.2	1955.2	2203.5	3250.9	4161.2	4748.3	5506.1	5974.2	5956.1	4957.8	3219.8
65°	1406.9	1425.0	1611.2	2614.7	3863.8	4727.6	5630.2	6261.2	6250.9	5079.3	3170.7
67.5°	1039.7	1060.4	1184.5	1960.4	3424.2	4520.7	5516.4	6325.9	6331.1	5081.9	3010.4
70°	812.1	817.2	910.4	1362.9	2806.1	4060.4	5089.7	6111.2	6111.2	4955.2	2772.4
72.5°	618.1	623.3	703.5	928.5	2066.4	3356.9	4450.9	5542.3	5581.1	4619.0	2420.7
75°	478.5	488.8	543.1	667.2	1295.7	2387.1	3656.9	4538.8	4644.9	3967.3	1994.0
77.5°	369.8	380.2	424.1	488.8	755.2	1471.6	2570.7	3393.1	3488.8	3124.2	1538.8
80°	297.4	302.6	331.0	367.2	457.8	757.8	1569.8	2229.3	2257.8	2123.3	1019.0
82.5°	137.1	147.4	178.4	201.7	227.6	351.7	669.8	825.0	861.2	843.1	419.0
85°	15.5	15.5	18.1	20.7	23.3	36.2	46.6	41.4	41.4	49.1	44.0
87.5°	0.0	0.0	0.0	2.6	5.2	5.2	7.8	7.8	7.8	7.8	7.8
90°	0.0	0.0	0.0	0.0	0.0	0.0	0.0	0.0	0.0	0.0	0.0



REPORT NUMBER: P868076

CATALOG NUMBER: MEM2-HSN-SA-100-730-U-T3-HSS

CANDELA DISTRIBUTION (continued):

	90°	95°	105°	115°	125°	135°	145°	155°	165°	175°	180°
0°	1119.8	1119.8	1119.8	1119.8	1119.8	1119.8	1119.8	1119.8	1119.8	1119.8	1119.8
2.5°	1122.4	1104.3	1070.7	1042.2	1016.4	990.5	977.6	946.6	938.8	944.0	925.9
5°	1127.6	1091.4	1021.6	956.9	902.6	850.9	806.9	760.3	750.0	734.5	726.7
7.5°	1135.4	1081.0	972.4	871.6	788.8	713.8	659.5	623.3	594.8	587.1	584.5
10°	1145.7	1068.1	918.1	791.4	677.6	600.0	550.9	525.0	514.7	506.9	509.5
12.5°	1153.5	1055.2	866.4	700.9	589.7	519.8	496.6	475.9	470.7	468.1	468.1
15°	1163.8	1042.2	804.3	620.7	514.7	473.3	450.0	442.2	442.2	439.7	439.7
17.5°	1176.7	1031.9	752.6	558.6	470.7	431.9	421.6	411.2	411.2	411.2	408.6
20°	1202.6	1026.7	706.0	506.9	431.9	406.0	390.5	382.8	380.2	377.6	377.6
22.5°	1228.5	1026.7	654.3	468.1	406.0	377.6	362.1	354.3	351.7	351.7	351.7
25°	1264.7	1024.1	612.9	434.5	382.8	349.1	333.6	325.9	320.7	320.7	318.1
27.5°	1306.0	1024.1	576.7	408.6	356.9	323.3	305.2	297.4	289.7	289.7	287.1
30°	1347.4	1029.3	545.7	387.9	331.0	300.0	276.7	266.4	261.2	258.6	258.6
32.5°	1401.7	1044.8	525.0	372.4	307.8	276.7	253.4	243.1	237.9	235.3	235.3
35°	1484.5	1083.6	527.6	364.7	292.2	256.0	232.8	219.8	217.2	217.2	214.7
37.5°	1572.4	1119.8	535.3	359.5	276.7	240.5	217.2	204.3	201.7	201.7	201.7
40°	1647.4	1150.9	545.7	356.9	263.8	225.0	204.3	194.0	188.8	188.8	188.8
42.5°	1722.4	1169.0	548.3	349.1	256.0	212.1	194.0	183.6	178.4	181.0	181.0
45°	1797.4	1181.9	540.5	338.8	248.3	201.7	183.6	173.3	168.1	168.1	168.1
47.5°	1887.9	1210.4	527.6	323.3	243.1	194.0	173.3	162.9	160.3	160.3	160.3
50°	1978.5	1233.6	517.2	305.2	230.2	183.6	165.5	152.6	150.0	150.0	150.0
52.5°	2053.5	1244.0	504.3	281.9	217.2	173.3	155.2	142.2	137.1	137.1	137.1
55°	2110.4	1246.6	486.2	263.8	199.1	162.9	144.8	131.9	126.7	124.1	124.1
57.5°	2156.9	1244.0	468.1	245.7	183.6	150.0	131.9	121.6	113.8	111.2	111.2
60°	2182.8	1236.2	442.2	222.4	162.9	137.1	121.6	108.6	103.4	100.9	100.9
62.5°	2167.3	1215.5	406.0	186.2	147.4	124.1	111.2	100.9	93.1	90.5	90.5
65°	2094.8	1174.1	359.5	152.6	131.9	111.2	100.9	90.5	80.2	77.6	77.6
67.5°	1968.1	1104.3	297.4	129.3	121.6	100.9	90.5	80.2	72.4	67.2	67.2
70°	1792.3	1011.2	232.8	111.2	108.6	93.1	82.8	72.4	64.7	59.5	59.5
72.5°	1541.4	858.6	173.3	95.7	95.7	85.3	75.0	67.2	59.5	54.3	54.3
75°	1246.6	649.1	131.9	87.9	85.3	77.6	67.2	59.5	54.3	49.1	49.1
77.5°	910.4	431.9	108.6	80.2	80.2	69.8	62.1	54.3	49.1	46.6	46.6
80°	553.5	248.3	77.6	62.1	62.1	59.5	51.7	46.6	44.0	38.8	36.2
82.5°	225.0	95.7	41.4	31.0	31.0	28.4	18.1	15.5	15.5	15.5	12.9
85°	23.3	15.5	10.3	7.8	7.8	7.8	5.2	5.2	5.2	5.2	5.2
87.5°	7.8	7.8	5.2	5.2	5.2	5.2	2.6	2.6	2.6	2.6	2.6
90°	0.0	0.0	0.0	0.0	0.0	0.0	0.0	0.0	0.0	0.0	0.0

LM-79-2019: Approved Method: Electrical and Photometric Measurements of Solid-
State Lighting Products

Report Prepared for

Cooper Lighting Solutions

Streetworks

Report Number: SP1-2407-157-4

Test Date: 08/07/2024

Luminaire Tested: MEM2-HTN-SA-30-730-U-5WQ-2

Data in this report applies to families of products including MEM2-HTN-SA-30-730-U-5WQ-2

Test Information

Test Method: LM-79-2019
 Report Number: SP1-2407-157-4
 Test Lab: COOPER LIGHTING SOLUTIONS
 Photometer: SP1 - 76IN SPHERE
 Measurement Geometry: 4π
 Issue Date: 08/20/2024
 Manufacturer: COOPER LIGHTING SOLUTIONS
 Product Line: Streetworks
 Catalog Number: **MEM2-HTN-SA-30-730-U-5WQ-2**
 Description: Epic Modern Light Square 30W 5WQ Optic and Flare Trim

Spectral Parameters

CCT (K): 3057
 CIE u': 0.2487
 CIE v': 0.5199
 Duv: -0.0002
 CIE x: 0.4326
 CIE y: 0.4020
 CIE z: 0.1654
 Peak Wavelength (nm): 593
 Dominant Wavelength (nm): 582
 Purity: 50.50735
 Rf: 74.6
 Rg: 94

CRI (Ra):	71.7		
R1:	68.1	R9:	-34.8
R2:	82.0	R10:	58.5
R3:	93.5	R11:	62.5
R4:	67.5	R12:	47.5
R5:	67.2	R13:	70.7
R6:	74.9	R14:	96.4
R7:	77.4	R15:	60.0
R8:	43.1		



Test Conditions

Stabilization Time: 21M
 Operation Time: 1H 21M
 Sphere Temperature (°C): 24.2

REPORT NUMBER: SP1-2407-157-4

Measurement and Test Equipment			
Instrument	Identification Number	Calibration Date	Calibration Due Date
Photometer	IN0058	6/18/2024	12/18/2024
Power Meter	INXT2011004	2/8/2024	2/8/2025
AC Power Source	IN0063	10/24/2023	10/24/2024
DC Power Source	IN0208	10/24/2023	10/24/2024
Sphere Thermometer	IN0085	10/24/2023	10/24/2024
Room Thermometer	IN0046	10/24/2023	10/24/2024

REPORT NUMBER: SP1-2407-157-4

CIE 1931 Chromaticity Diagram



CIE 1931 Chromaticity Diagram with 2017 ANSI 7-Step and 4-Step Quadrangles



Point lies inside the ANSI 3000K 4-step quadrangle

REPORT NUMBER: SP1-2407-157-4

Photopic Flux vs. Wavelength



Photopic Lumens: NR

λ (nm)	Power W [^] /nm	Lumens (ϕ /nm)	λ (nm)	Power W [^] /nm	Lumens (ϕ /nm)	λ (nm)	Power W [^] /nm	Lumens (ϕ /nm)	λ (nm)	Power W [^] /nm	Lumens (ϕ /nm)	λ (nm)	Power W [^] /nm	Lumens (ϕ /nm)
360	0	NR	490	104	NR	620	818	NR	750	20	NR	880	1	NR
365	0	NR	495	135	NR	625	755	NR	755	17	NR	885	0	NR
370	0	NR	500	184	NR	630	691	NR	760	15	NR	890	0	NR
375	0	NR	505	247	NR	635	625	NR	765	13	NR	895	0	NR
380	0	NR	510	309	NR	640	561	NR	770	11	NR	900	0	NR
385	0	NR	515	369	NR	645	499	NR	775	9	NR	905	0	NR
390	0	NR	520	419	NR	650	441	NR	780	8	NR	910	0	NR
395	0	NR	525	460	NR	655	388	NR	785	7	NR	915	0	NR
400	1	NR	530	492	NR	660	338	NR	790	6	NR	920	0	NR
405	3	NR	535	524	NR	665	294	NR	795	5	NR	925	0	NR
410	7	NR	540	553	NR	670	253	NR	800	4	NR	930	0	NR
415	15	NR	545	588	NR	675	218	NR	805	4	NR	935	0	NR
420	31	NR	550	625	NR	680	188	NR	810	3	NR	940	0	NR
425	60	NR	555	670	NR	685	161	NR	815	3	NR	945	0	NR
430	107	NR	560	723	NR	690	139	NR	820	3	NR	950	0	NR
435	183	NR	565	780	NR	695	118	NR	825	2	NR	955	0	NR
440	289	NR	570	837	NR	700	100	NR	830	2	NR	960	0	NR
445	460	NR	575	894	NR	705	85	NR	835	2	NR	965	0	NR
450	646	NR	580	942	NR	710	73	NR	840	1	NR	970	0	NR
455	561	NR	585	976	NR	715	62	NR	845	1	NR	975	0	NR
460	331	NR	590	998	NR	720	53	NR	850	1	NR	980	0	NR
465	238	NR	595	1000	NR	725	45	NR	855	1	NR	985	0	NR
470	178	NR	600	990	NR	730	39	NR	860	1	NR	990	0	NR
475	120	NR	605	962	NR	735	33	NR	865	1	NR	995	0	NR
480	96	NR	610	925	NR	740	28	NR	870	1	NR	1000	0	NR
485	95	NR	615	873	NR	745	24	NR	875	1	NR			

REPORT NUMBER: SP1-2407-157-4

Scotopic Flux vs. Wavelength



Scotopic Lumens: NR

S/P: 1.23

λ (nm)	Power W [^] /nm	Lumens (ϕ /nm)	λ (nm)	Power W [^] /nm	Lumens (ϕ /nm)	λ (nm)	Power W [^] /nm	Lumens (ϕ /nm)	λ (nm)	Power W [^] /nm	Lumens (ϕ /nm)	λ (nm)	Power W [^] /nm	Lumens (ϕ /nm)
360	0	NR	490	104	NR	620	818	NR	750	20	NR	880	1	NR
365	0	NR	495	135	NR	625	755	NR	755	17	NR	885	0	NR
370	0	NR	500	184	NR	630	691	NR	760	15	NR	890	0	NR
375	0	NR	505	247	NR	635	625	NR	765	13	NR	895	0	NR
380	0	NR	510	309	NR	640	561	NR	770	11	NR	900	0	NR
385	0	NR	515	369	NR	645	499	NR	775	9	NR	905	0	NR
390	0	NR	520	419	NR	650	441	NR	780	8	NR	910	0	NR
395	0	NR	525	460	NR	655	388	NR	785	7	NR	915	0	NR
400	1	NR	530	492	NR	660	338	NR	790	6	NR	920	0	NR
405	3	NR	535	524	NR	665	294	NR	795	5	NR	925	0	NR
410	7	NR	540	553	NR	670	253	NR	800	4	NR	930	0	NR
415	15	NR	545	588	NR	675	218	NR	805	4	NR	935	0	NR
420	31	NR	550	625	NR	680	188	NR	810	3	NR	940	0	NR
425	60	NR	555	670	NR	685	161	NR	815	3	NR	945	0	NR
430	107	NR	560	723	NR	690	139	NR	820	3	NR	950	0	NR
435	183	NR	565	780	NR	695	118	NR	825	2	NR	955	0	NR
440	289	NR	570	837	NR	700	100	NR	830	2	NR	960	0	NR
445	460	NR	575	894	NR	705	85	NR	835	2	NR	965	0	NR
450	646	NR	580	942	NR	710	73	NR	840	1	NR	970	0	NR
455	561	NR	585	976	NR	715	62	NR	845	1	NR	975	0	NR
460	331	NR	590	998	NR	720	53	NR	850	1	NR	980	0	NR
465	238	NR	595	1000	NR	725	45	NR	855	1	NR	985	0	NR
470	178	NR	600	990	NR	730	39	NR	860	1	NR	990	0	NR
475	120	NR	605	962	NR	735	33	NR	865	1	NR	995	0	NR
480	96	NR	610	925	NR	740	28	NR	870	1	NR	1000	0	NR
485	95	NR	615	873	NR	745	24	NR	875	1	NR			

REPORT NUMBER: SP1-2407-157-4

Melanopic Flux vs. Wavelength



Melanopic Lumens: NR

M/P: 2.27

λ (nm)	Power W [^] /nm	Lumens (φ/nm)	λ (nm)	Power W [^] /nm	Lumens (φ/nm)	λ (nm)	Power W [^] /nm	Lumens (φ/nm)	λ (nm)	Power W [^] /nm	Lumens (φ/nm)	λ (nm)	Power W [^] /nm	Lumens (φ/nm)
360	0	NR	490	104	NR	620	818	NR	750	20	NR	880	1	NR
365	0	NR	495	135	NR	625	755	NR	755	17	NR	885	0	NR
370	0	NR	500	184	NR	630	691	NR	760	15	NR	890	0	NR
375	0	NR	505	247	NR	635	625	NR	765	13	NR	895	0	NR
380	0	NR	510	309	NR	640	561	NR	770	11	NR	900	0	NR
385	0	NR	515	369	NR	645	499	NR	775	9	NR	905	0	NR
390	0	NR	520	419	NR	650	441	NR	780	8	NR	910	0	NR
395	0	NR	525	460	NR	655	388	NR	785	7	NR	915	0	NR
400	1	NR	530	492	NR	660	338	NR	790	6	NR	920	0	NR
405	3	NR	535	524	NR	665	294	NR	795	5	NR	925	0	NR
410	7	NR	540	553	NR	670	253	NR	800	4	NR	930	0	NR
415	15	NR	545	588	NR	675	218	NR	805	4	NR	935	0	NR
420	31	NR	550	625	NR	680	188	NR	810	3	NR	940	0	NR
425	60	NR	555	670	NR	685	161	NR	815	3	NR	945	0	NR
430	107	NR	560	723	NR	690	139	NR	820	3	NR	950	0	NR
435	183	NR	565	780	NR	695	118	NR	825	2	NR	955	0	NR
440	289	NR	570	837	NR	700	100	NR	830	2	NR	960	0	NR
445	460	NR	575	894	NR	705	85	NR	835	2	NR	965	0	NR
450	646	NR	580	942	NR	710	73	NR	840	1	NR	970	0	NR
455	561	NR	585	976	NR	715	62	NR	845	1	NR	975	0	NR
460	331	NR	590	998	NR	720	53	NR	850	1	NR	980	0	NR
465	238	NR	595	1000	NR	725	45	NR	855	1	NR	985	0	NR
470	178	NR	600	990	NR	730	39	NR	860	1	NR	990	0	NR
475	120	NR	605	962	NR	735	33	NR	865	1	NR	995	0	NR
480	96	NR	610	925	NR	740	28	NR	870	1	NR	1000	0	NR
485	95	NR	615	873	NR	745	24	NR	875	1	NR			

Summary

$R_f = 74.6$
 $R_g = 94$
 $CIE R_a = 71.7$
 $R_9 = -34.8$



Color Vector Graphics

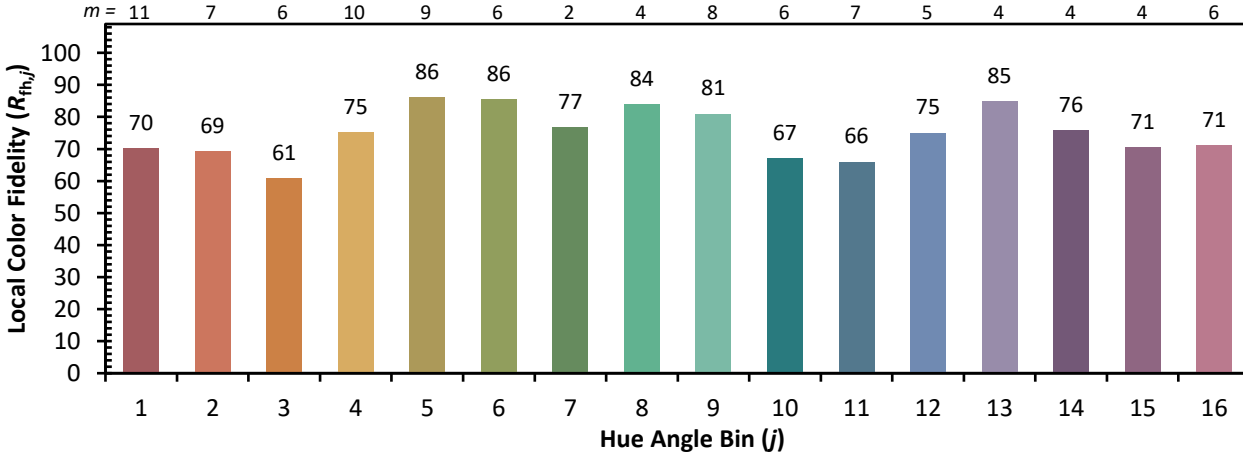


Individual Sample Fidelity Index ($R_{f,i}$)

CES01 = 86	CES26 = 65	CES51 = 87	CES76 = 58
CES02 = 62	CES27 = 89	CES52 = 85	CES77 = 76
CES03 = 31	CES28 = 84	CES53 = 77	CES78 = 61
CES04 = 71	CES29 = 68	CES54 = 85	CES79 = 86
CES05 = 49	CES30 = 83	CES55 = 84	CES80 = 83
CES06 = 51	CES31 = 71	CES56 = 74	CES81 = 73
CES07 = 41	CES32 = 64	CES57 = 74	CES82 = 93
CES08 = 40	CES33 = 78	CES58 = 75	CES83 = 91
CES09 = 29	CES34 = 75	CES59 = 85	CES84 = 88
CES10 = 76	CES35 = 87	CES60 = 90	CES85 = 75
CES11 = 59	CES36 = 92	CES61 = 81	CES86 = 64
CES12 = 65	CES37 = 84	CES62 = 89	CES87 = 77
CES13 = 43	CES38 = 92	CES63 = 75	CES88 = 80
CES14 = 74	CES39 = 96	CES64 = 65	CES89 = 67
CES15 = 71	CES40 = 92	CES65 = 64	CES90 = 80
CES16 = 47	CES41 = 93	CES66 = 60	CES91 = 78
CES17 = 50	CES42 = 86	CES67 = 58	CES92 = 56
CES18 = 56	CES43 = 77	CES68 = 66	CES93 = 73
CES19 = 73	CES44 = 99	CES69 = 75	CES94 = 49
CES20 = 66	CES45 = 85	CES70 = 60	CES95 = 66
CES21 = 87	CES46 = 81	CES71 = 56	CES96 = 76
CES22 = 79	CES47 = 86	CES72 = 85	CES97 = 82
CES23 = 92	CES48 = 75	CES73 = 52	CES98 = 76
CES24 = 91	CES49 = 79	CES74 = 95	CES99 = 64
CES25 = 73	CES50 = 86	CES75 = 60	



Color Rendition by Hue-Angle Bin



Measure Comparisons



(END OF REPORT)